



Year 2 Home Learning Pack

Monday 1st February -

Wednesday 3rd February

Name:

Date returned to school:



Vocabulary

| | |
|--------------------|--|
| Muslim | A follower of the religion of Islam. |
| Ramadan | The ninth month of the Muslim year, during which strict fasting is observed from dawn to sunset. |
| Eid-ul-Fitr | The Muslim festival marking the end of the fast of Ramadan. |
| Prophet | A person regarded as an inspired teacher or proclaimer of the will of God. |
| Allah | Means 'the God' in the Arabic language. Muslims use the word Allah for God. |

5 Finger Facts

The Muslim word for God in the Arabic language is Allah.

Prophet Muhammad is a leader for Muslims and they have great respect for him.

During Ramadan Muslims fast between dawn and sunset and at the end of Ramadan they have a festival called Eid-ul-Fitr.

A mosque is a special place for Muslims where they pray and worship.

Muslims holy book is the Qur'an and they treat it with respect.

This week's activities

Allah and the Prophet Muhammad



Mosque and Qur'an



Ramadan

What Do We Know about Ramadan?

Ramadan is the name of the ninth month in the Islamic calendar. It is celebrated by Muslims around the world.



Eid-ul-Fitr



At the end of the week, you will be using your knowledge and skills to write an email about Eid-ul-Fitr and create a card to celebrate.

This week you will also be doing some internet safety activities.

Monday 1st February



9:00 – 9:30am – Reading Eggs

Complete your daily assignments on Reading Eggs. These should come up and include a Storyland Session and a Driving Lesson.

9:30 - 10:15am - Writing

This week we are working towards writing a story including landmarks from London. We will be using the story of Paddington again to help us organise our story. You will need to complete each activity to help you write your story.

We are going to be looking at using capital letters for names and places.

Capital letters are used for proper nouns

Let's recap on what nouns are - go to

<https://www.bbc.co.uk/bitesize/topics/zrqqtf/articles/zpd8ng8> and watch the video and then complete the activities.

Proper Nouns

- Nouns are naming words.
- Proper nouns are naming words for individual people, places, days of the week and months of the year.
- Proper nouns all need capital letters.

| Common Nouns | Proper Nouns |
|---------------|-------------------|
| girl | Helen |
| country | England |
| city | Sheffield |
| football team | Nottingham Forest |
| day/month | Monday/September |

Can you spot the proper nouns in these sentences and add capital letters to the beginning of them?

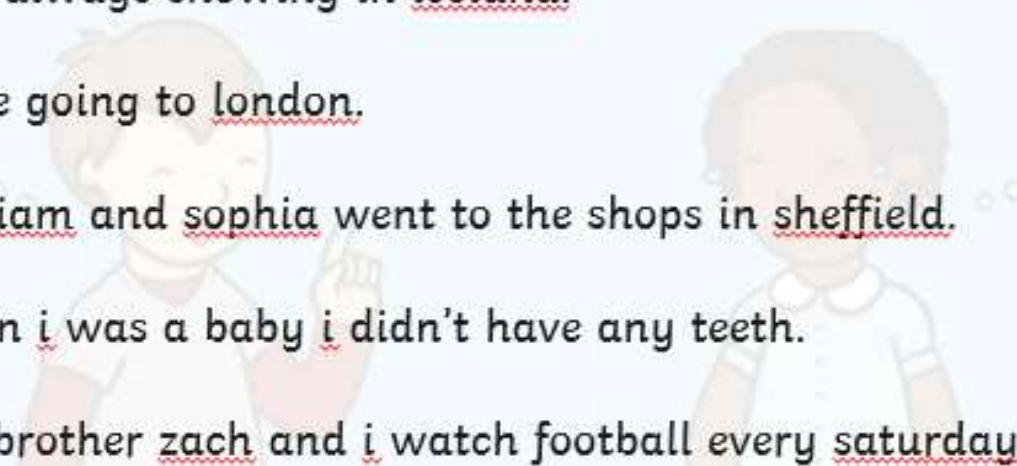
ben and susan went to
australia for their holidays.

Ben and Susan went to
Australia for their holidays.

owen supports hull city fc.

Owen supports Hull City FC.

Add capital letters in the right places in these sentences.
Remember, the beginnings of sentences, proper nouns
and 'I' need capital letters!

1. it is always snowing in iceland.
 2. i like going to london.
 3. mariam and sophia went to the shops in sheffield.
 4. when i was a baby i didn't have any teeth.
 5. my brother zach and i watch football every saturday night.
- 

Now complete these challenges on Classroom Secrets Kids:

Capital Letters Year 2 Game - Capital Letters Flashcards

<https://kids.classroomsecrets.co.uk/resource/year-2-capital-letters-flashcard-activity/#>

Capitals Year 2 Game - Using Capital Letters

<https://kids.classroomsecrets.co.uk/resource/year-2-using-capital-letters-game/>

10.30am - Don't forget to log onto the class zoom.



10:30 - 10:45am **Brain break!**

Go outside and get some fresh air, go and have a chat with someone about something you have done this morning or play with your favourite toy.

10:45 - 11am **Times Tables Rock Stars**

Log on to times tables rock stars and see if you can beat your last score.

11 - 11:05am - **Before you get back to work let's do a mindfulness activity**

Try hot writing - choose a short period of time such as one minute and try to keep your pen or pencil moving for the entire time.



11:05 - 11:20 am - Daily phonics

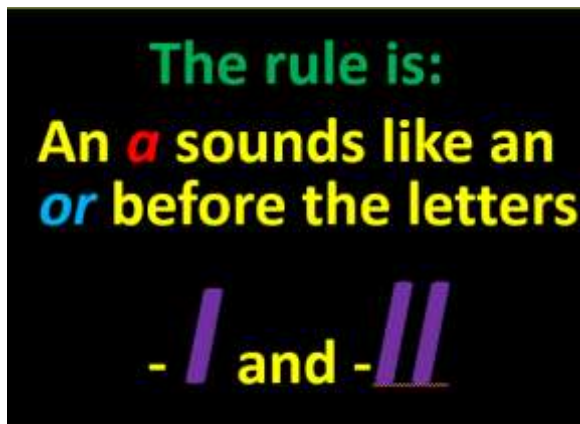
Today we are looking at the 'or' sound.

Let's start by looking at the following words (you can get an adult to say them for you). Do they contain the 'or' sound? Put a tick or a cross by them.

storm call topic fork wall follow

Sometimes we hear an 'or' sound when the word does not contain the letters 'or'.

Rule -



For example:

wall ball talk walk
call also always

This rule will help you with your spelling test on Friday.

Circle the words in the table which are spelt correctly.

| | | | | |
|------------|--------|-------|------|-------|
| tall | orways | walk | borl | smorl |
| torl | always | worck | ball | small |
| altogether | tork | forl | call | also |
| ortogether | talk | fall | corl | orlso |



Oh no! Seb has fallen. Write a short story saying why he fell and what he fell from. How many of the blue words can you include in your writing? Can you add any adjectives?

altogether fall small tall wall

11:20 - 12 - Maths

In maths this week we will start to look at multiplication. We will begin this week by making equal, unequal groups and arrays.

Our vocabulary will be equal, unequal, groups, arrays

Monday 1st February - Making equal groups <https://vimeo.com/480211577>

Tuesday 2nd February - Making equal groups <https://vimeo.com/480212026>

Wednesday 3rd February - Making equal groups from unequal groups <https://vimeo.com/480212262>

Thursday 4th February - Add equal groups <https://vimeo.com/480212584>

Friday 5th February - Making arrays <https://vimeo.com/480212725>

On Classroom Secret Kids there are some game to play which support our learning this week.:

<https://kids.classroomsecrets.co.uk/resource/year-2-recognise-equal-groups-game/>

<https://kids.classroomsecrets.co.uk/resource/year-2-add-equal-groups-game/>

<https://kids.classroomsecrets.co.uk/resource/year-2-make-equal-groups-game/>

Making equal groups

Click here for you Maths lesson <https://vimeo.com/480211577>



There is no sheet for today. Instead I want you to have a go at the following activity.

Making equal groups

First, grab yourself a group of objects. This could be toy cars, Lego, sweets, coloured pencils, biscuits, pasta - whatever you can find! How many have you got? _____



Can you put your objects into 2 equal groups? Draw them in the box below
(or you can take photos!)

EQUAL GROUPS



Now can you make 2 unequal groups?

UNEQUAL GROUPS



Choose 12 of your objects. Draw your equal groups below.

Can you put them into 2 equal groups?

Can you put them into 3 equal groups?

Can you put them into 4 equal groups?

Can you put them into 5 equal groups?

Can you put them into 6 equal groups?



12 - 1pm - Lunch

1pm - RE

Allah and Prophet Muhammad

Watch <https://www.bbc.co.uk/bitesize/topics/zpdtbkb/articles/zrxxgwx> to recap on the Islam religion.

Allah Is Unique



It is the same concept with Allah. Allah is only One God. There is no God but Allah. He does not look like anyone and there is nothing that looks like Allah. He created everything and He does not look like any of the creatures He created. Allah is unique.



Allah's Names

Allah has 99 names. Some of those names are:



The Most Loving: He loves us and He created us in the best shape with our eyes to see, our ears to hear, our nose to smell and our tongue to taste.



tasting



smelling



hearing



seeing



feeling

The Most Merciful: His Mercy is upon all the creatures in this universe.

The All-Knowing: He is aware of all things, even before they happen!

Five Facts about Allah

What are the five facts we have learned about Allah?



Allah is our One true God.



Allah is above the sky.



He is the Creator of the whole universe.



Allah is The Most Loving.




Allah does not sleep or eat.

Prophet Muhammad

Where Was He Born?

Prophet Muhammad (peace and blessings be upon him) was born in Mecca, Saudi Arabia, around 570 years after the birth of Prophet Isa/Jesus (peace be upon him).



The Last Messenger of Allah

Allah sent Prophet Muhammad (peace and blessings be upon him) as the last messenger to teach Islam to everyone.

Allah sent down the Qur'an to Prophet Muhammad (peace and blessings be upon him) through angel Jibreel/Gabriel (peace be upon him).

The Qur'an was first sent down to Prophet Muhammad (peace and blessings be upon him) when he was 40 years old.




What Was Prophet Muhammad like?

Prophet Muhammad (peace and blessings be upon him) was a very honest and kind person.

Everyone loved him, even before he became a prophet people used to call him 'The honest, the faithful.'

Prophet Muhammad (peace and blessings be upon him) taught people the Qur'an and that there is only one God, Allah, who created everything.



Watch <https://www.bbc.co.uk/bitesize/clips/z9tqb82>

Then cut out the cards on the next few pages and sequence them into the story of 'The Crying Camel.'

The Crying Camel Story Sequencing Cards

All of a sudden, the Prophet Muhammad heard a strange, wailing noise. The Prophet Muhammad looked around to see where the sound was coming from.



The Crying Camel Story Sequencing Cards

The owner of the camel felt ashamed. He knew he had been selfishly looking after himself without a thought for the poor animal who worked so hard for him. From that day on, he cared for all his animals. The camel never cried again.



The Crying Camel Story Sequencing Cards

It was a blazing hot day in the city of Medina. The residents found shade in the many beautiful gardens in the city. They sat under the shade of tall trees and sipped cool drinks.



The Crying Camel Story Sequencing Cards

Eventually, the Prophet Muhammad discovered the source of the noise. It was a camel. The camel was tied to a wooden post, out in the blazing sunshine with no shade. The camel was hot and thirsty.



The Crying Camel Story Sequencing Cards

The Prophet Muhammad was walking through one of the gardens. He enjoyed the cool shade of the trees as he listened to people having fun together.



The Crying Camel Story Sequencing Cards

'Who owns this camel?' roared the Prophet Muhammad. The camel's owner eventually appeared. 'This camel is one of Allah's creatures,' explained the Prophet Muhammad, 'you should treat him with kindness and provide everything he needs.'



Tuesday 2nd February



9:00 – 9:30am – Reading Eggs

Complete your daily assignments on Reading Eggs. These should come up and include a Storyland Session and a Driving Lesson.

9:30 - 10:15am - Writing

This week we are going to be working towards writing a Paddington story including famous London landmarks. To remind you about the famous landmarks in London you can watch the video again of Paddington.

Watch <https://www.youtube.com/watch?v=EIZnuhBBnLO>

To start with we will need to do a character description of Paddington to help us when we are writing the story. Can you write words and phrases around the picture to describe Paddington?

Think about what he is like? Is he tall or small? What is he covered in? What colour is he? Then think about his personality and what he likes and dislikes.

There is a word mat to help you with some ideas.



Character Description



happy



angry



ugly



beautiful



tall



small



scary



wicked



handsome



strange



colourful



silly

caring

rude

friendly

sly

evil

clever

kind

honest

nasty

gently

pretty

cross

grumpy

horrible

brave

shy

mean

noble

polite

wise

calm

bold

helpful

smart

furious

cunning

unkind

cruel

charming

clumsy

odd

bored

young

old

nervous

lazy

10:15 - 10:30am - Times Tables Rock Stars

Have a practice before you have a go online.



10:30 - 10:45am Brain break!

Try and do something different today.

10:45 - 10:55am - Before you get back to work let's do a mindfulness activity



10:55 - 11:10am - Handwriting and phonics

Watch <https://teachhandwriting.co.uk/continuous-cursive-joins-choice-4.html> (th)

Complete 'th' handwriting sheet

© 2018 Teach Children Ltd

Daily phonics

Today we will look at the 'ful' suffix and how this changes words into adjectives.

Rule -

The suffix -ful often means 'being full of' or having lots of.
For example, **useful** means being full of use or having lots of use.



When we use the suffix -ful on the end of words we only write one letter l.

1. Change the following words into adjectives using the suffix -ful:

a) cheer



b) success



c) beauty



d) duty



Remember - when the word ends in 'y', change the 'y' to an 'i' and add 'ful'

Create sentences using these words below, then complete the wordsearch on the next page.

c b b o u n t i f u l b
 c n o p q d s t f v w e
 o z a l c i e f a h i a
 l l s e o s q r i t u u
 o x t n a g p o t f g t
 u d f t m r o p h r s i
 r u u i c a r e f u l f
 f t l f k c m n u p q u
 u i u u w e y z l b c l
 l f g l i f k l m n o u
 q u s t u u w x y z a l
 p l a f p l a y f u l n



colourful
 dutiful
 boastful
 bountiful

disgraceful
 careful
 beautiful
 plentiful






playful
 faithful

Making equal groups

Click here for you Maths lesson <https://vimeo.com/480212026>

Make equal groups

I Match the pictures to the labels.



equal groups

unequal groups

2 Complete the sentences.

a)



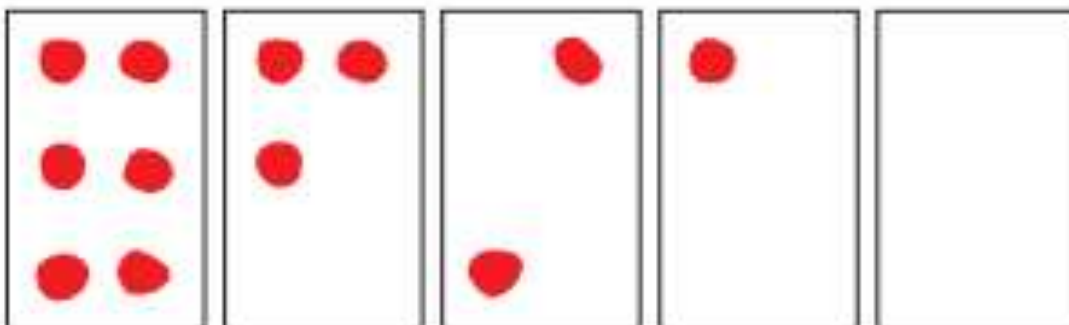
There are equal groups of

b)




There are equal groups of

3 Kim is drawing 5 equal groups of 6
Finish Kim's drawing.



4 Ron and Mo have some cherries.



Who has made equal groups? _____

How do you know?

5 Use objects in your classroom to make these groups.

- 5 equal groups of 3
- 3 equal groups of 5
- 4 equal groups of 6
- 2 equal groups of 10

Talk about your answers.



12 - 1pm - Lunch

Science activity

Have a go at the Science activity and see what you can find out.

Weigh some things! Estimate and then measure the mass of a variety of objects from around the house. Can you predict which will be the lightest and heaviest?



Weigh some things





Image: clearpng.com

- **Collect a range of objects from around the house**
- **Estimate which ones will weigh the most and which ones will weigh the least**
- **Put them in order of what you think they will weigh**
- **Now, use kitchen scales to measure the mass of the objects**
- **Put them in order of lightest to heaviest**
- **How accurate were your predictions?**

Adult supervision required. Please take care. You are responsible for your own safety.
Creative Commons © Jo Montgomery 2020 @DroScience www.droscience.co.uk

What is the Qur'an?

The Qur'an is the holy book for Muslims and is written in Arabic.

Muslims believe it is the perfect word of God.



What is the Qur'an?

Muslims show respect for the Qur'an by washing their hands before touching it. When not being used, the Qur'an is often wrapped up in a special cloth and kept on a high shelf to show respect.

It must never touch the floor and is placed on a special stand when being read. Many Muslims around the world learn the Qur'an off by heart!




The Qur'an

The Qur'an teaches Muslims how to live a good life.


Here are just a few rules which Muslims must live by:

- Worship only one God
- Pray 5 times a day
- Give to charity
- Show respect and love to your parents
- Show forgiveness to others



Write your own set of rules which would help make the world a better place

What Is It like inside a Muslim Mosque?



Photos courtesy of seier+seier, Jimmy McIntyre - Editor HDR One Magazine (@flickr.com) - granted under creative commons licence - attribution

Important Features of a Mosque

Shoe Rack



A place to leave your shoes before entering.

Prayer Mats

Mosques either have carpet with individual prayer mats or Muslims take their own prayer mat to worship upon.



Wash Room

Muslims must wash before entering the main hall.

Qur'an

The Muslim holy book which is the word of God. It is treated with great respect and placed on a special wooden stand to be read.




Tasbeeh Beads



Beads hanging around the mosque to help worshippers think about Allah.

Mihrab

An alcove in the wall shows the direction the worshippers need to face. This is the direction of Mecca in Saudi Arabia, the most sacred Muslim place in the world.



Minaret

Most mosques have at least one minaret which is a tall thin tower. A man stands at the top and calls Muslims to prayer.

Why Do People Go to a Mosque?

Muslims go to mosque to pray and services are held every day. The most important weekly service is held on a Friday.

Many Muslims believe that praying with other Muslims can make you feel part of a family.

Inside a mosque, there is often a school where people can learn the Arabic language. This is the language that the Muslim holy book, the Qur'an, is written in.

Festivals, weddings and funerals can take place in mosques too.

Showing Respect



Take off your shoes before entering.


Wash feet, hands, nose, mouth, throat, ears, arms (up to elbow) before entering.



Women and men worship separately.

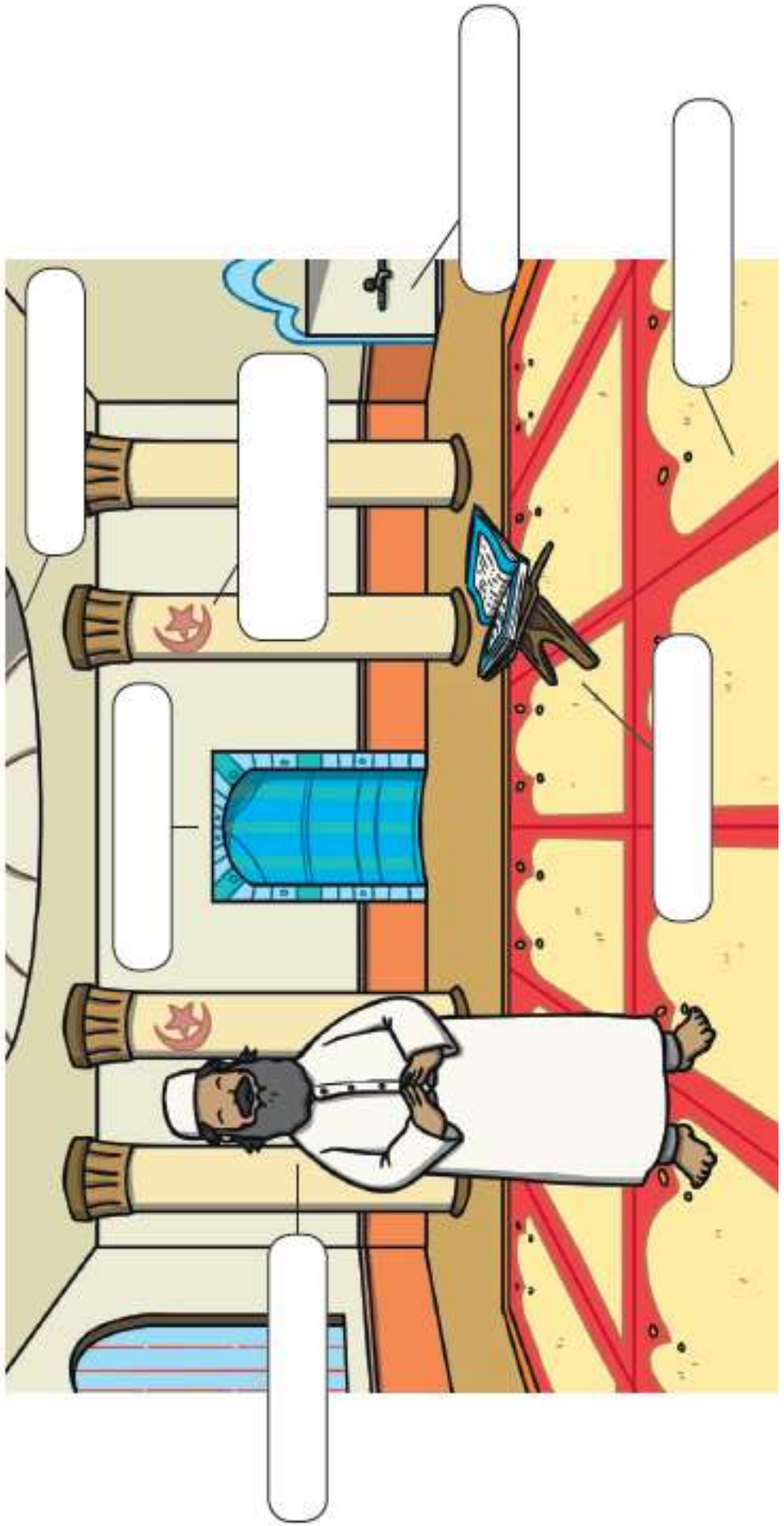
You might want to do some more research about what mosques look like. Then complete the challenges on the next few pages.

Design a Mosque



Places of Worship: Mosque

| | | | | | | |
|------------|---------------------------|--|-----------|---------------------------|-------------------------|------|
| Prayer mat | Qubba (Dome structure) | Mihrab (recess to indicate the direction of Mecca) | Wash room | Crescent moon and star | A Qur'an (Holy Book) | Imam |
|------------|---------------------------|--|-----------|---------------------------|-------------------------|------|



Wednesday 3rd February



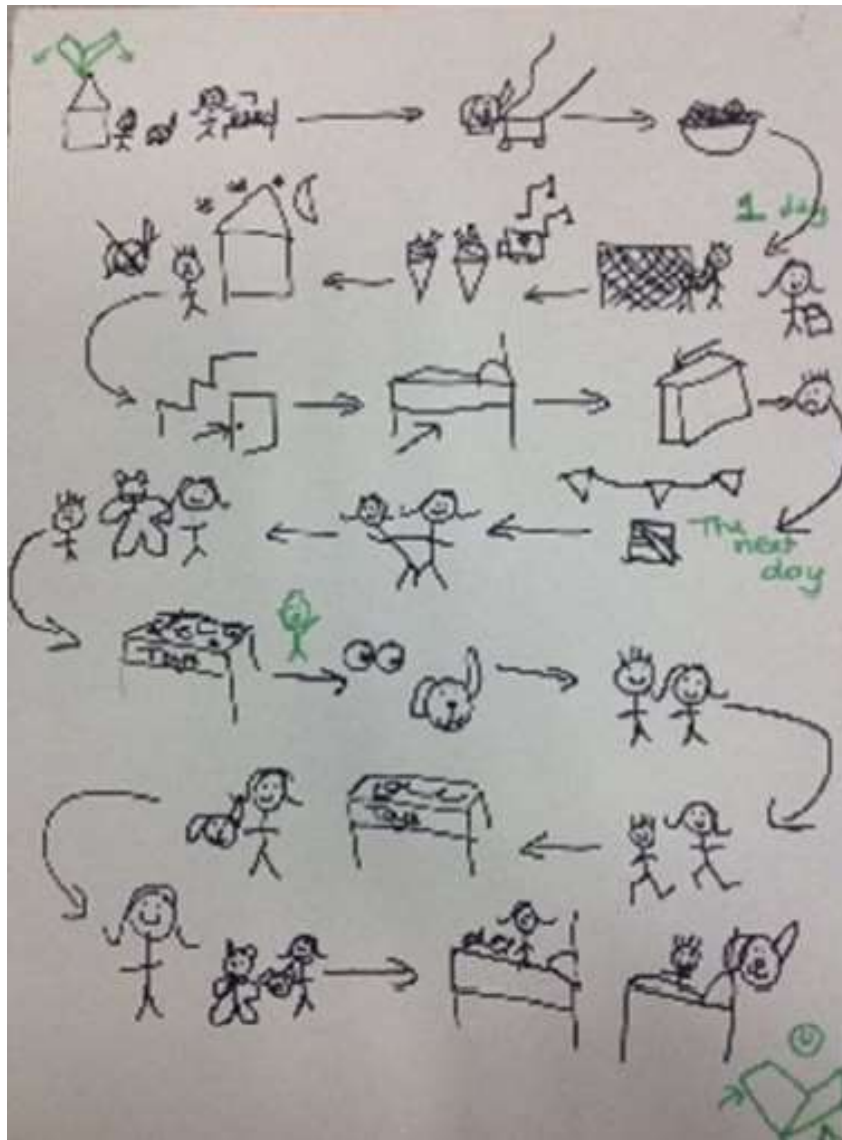
9:00 - 9:30am - Reading Eggs

Complete your daily assignments on Reading Eggs. These should come up and include a Storyland Session and a Driving Lesson.

9:30 - 10:15am - Writing

Today you will be doing a story map to help you when writing your story. Remember to include Paddington and some of the famous landmarks from London.

Here is an example story map to help you



Think about where you want Paddington to go and what he will see. Think about what the landmarks are like.

10:15 - 10:30am - Times Tables Rock Stars

Are you getting better as you use it more?



10:30 - 10:45am Brain break!

If you can go outside for a bit of fresh air.

10:45 - 10:55am - Before you get back to work let's do a mindfulness activity

Before you get back to work let's do a mindfulness activity.

Mindfulness Challenge Cards ★

Listen to a song. Put your pencil on paper and draw what the music does.

10:55 - 11:10am - SPAG

Today we are going to look at **Speech Marks**

Watch the following clip on Classroom Secret Kids to help you:

<https://kids.classroomsecrets.co.uk/resource/direct-speech-video-tutorial/>

Remember: It's like putting a 66 and a 99 around what is said.

Example:

"I am so proud of everyone in Year 2," said Mrs Burland.



Look at the following speech bubbles on the next page. Write out what is said on the lines at the side.

You can choose who is speaking.

Do you always have to use the word 'said?' What else could you use?

Do you want
to go for a
walk?

I enjoyed
playing in
the snow.

I've
finished all
my maths.

We go to
Moorside
Primary School.

Now complete the following activity on Classroom Secret Kids:

<https://kids.classroomsecrets.co.uk/resource/year-2-speech-punctuation-game-activity/>

Making equal groups from unequal groups

Click here for your Maths less <https://vimeo.com/480212262>

There is no sheet for today. Instead I want you to have a go at the following activity.

First, grab yourself a group of objects. This could be toy cars, lego, sweets, coloured pencils, biscuits, pasta - whatever you can find!

Choose **8** pieces. Investigate how many different equal groups you can make.

For each equal group you make, please write a sentence to match. Eg.

4 equal groups of 3 (just like on the video).

Draw them below and write the sentence underneath. You could take photos if you wish or use another piece of paper.

Choose **10** pieces. Investigate how many different equal groups you can make.

For each equal group you make, please write a sentence to match. Eg.

4 equal groups of 3 (just like on the video).

Draw them below and write the sentence underneath. You could take photos if you wish or use another piece of paper.



12 - 1pm - Lunch

1pm - RE

Ramadan

What Do We Know about Ramadan?

Ramadan is the name of the ninth month in the Islamic calendar. It is celebrated by Muslims around the world.

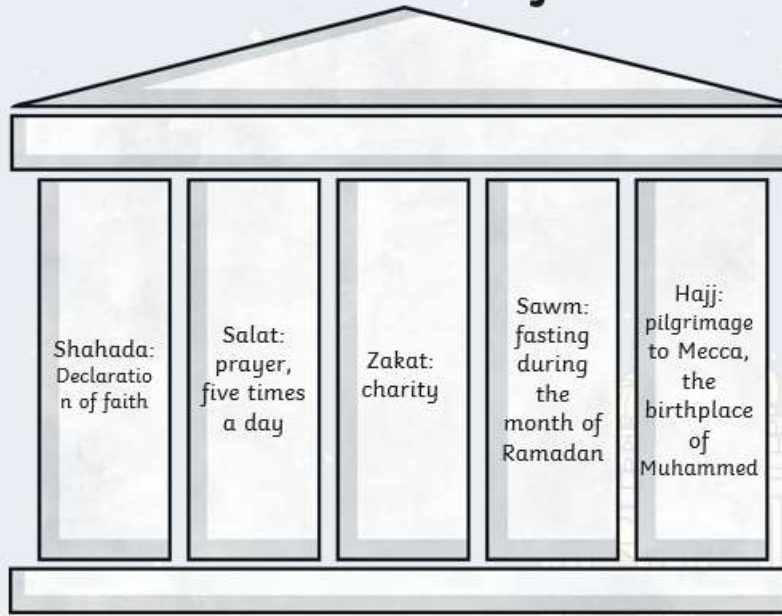


Muslims






- Followers of Islam are called Muslims.
 - Muslims believe that there is one true god.
 - Allah is the name of their god.
-
- Fasting in the month of Ramadan is the fourth of the five pillars of Islam.
 - The five pillars of Islam are the five things you must remember to be a good Muslim.



The Five Pillars of Islam




What Do People Do during Ramadan?

-  • They go to the mosque more often.
-  • They read the Qur'an more regularly.
-  • They try to give up bad habits.
-  • They give money to charity.
-  • They fast during daylight hours.

What Is Fasting?

- Fasting is one of the most important things that happens in Ramadan.
- Muslims do not eat or drink during daylight hours.
- Fasting is difficult, so some Muslims are not expected to join in. Young children, very old people and people who aren't well don't have to fast during Ramadan.

Why Do Muslims Fast?



- Muslims believe that understanding what it feels like to be hungry, helps them to understand people who are poor and hungry around the world.
- During Ramadan, Muslims give money to the poor.

Using this information on Ramadan and some of your own research complete the 'Ramadan Research' activity on Purple Mash.

During Ramadan, Muslims try to give up bad habits. What bad habits could you try to give up? Complete the 'Ramadan and Bad Habits' activity on Purple Mash.




We had a busy week last week making bird feeders and getting ready for the Big Garden Bird Watch. So this week we are going to identify birds in our gardens or local outdoor places. Hopefully the birds have been busy eating the food we have put out and invited their friends to join them.



What you need to do this week:

- Keep your bird feeders topped up (it is not too late to make one)
- Ideally print off the bird spotting sheet (or open it on a device and have paper to record)
- You may wish to have a camera and binoculars at the ready
- Find a quiet spot to hide out of view where you can see the birds- you could use your den building skills to make a bird hide
- Be super silent and still and wait for the birds to come- look up, down and all around!
- Over an hour, identify and count the number of birds that you can see. Count and record the most birds you see together at one one time to make sure you don't count the same bird over again. Mark down the number of each bird using tallies on your sheet
- If you have registered for the Big Garden Bird Watch on the RSPB website then don't forget to record your results and please share results or photographs with Mrs Goss via your class teachers.



These are some of the birds that you might see. You can use the tally to help you count. You'll find lots of tips on identifying birds as well as their calls at [rspb.org.uk/birdwatch](https://www.rspb.org.uk/birdwatch)
 The RSPB is a registered charity in England and Wales 207076, in Scotland SC037654. Illustrations by Mike Langman ([rspb-images.com](https://www.rspb-images.com/))

Big
 Garden
 Birdwatch
 29-31 January 2021